


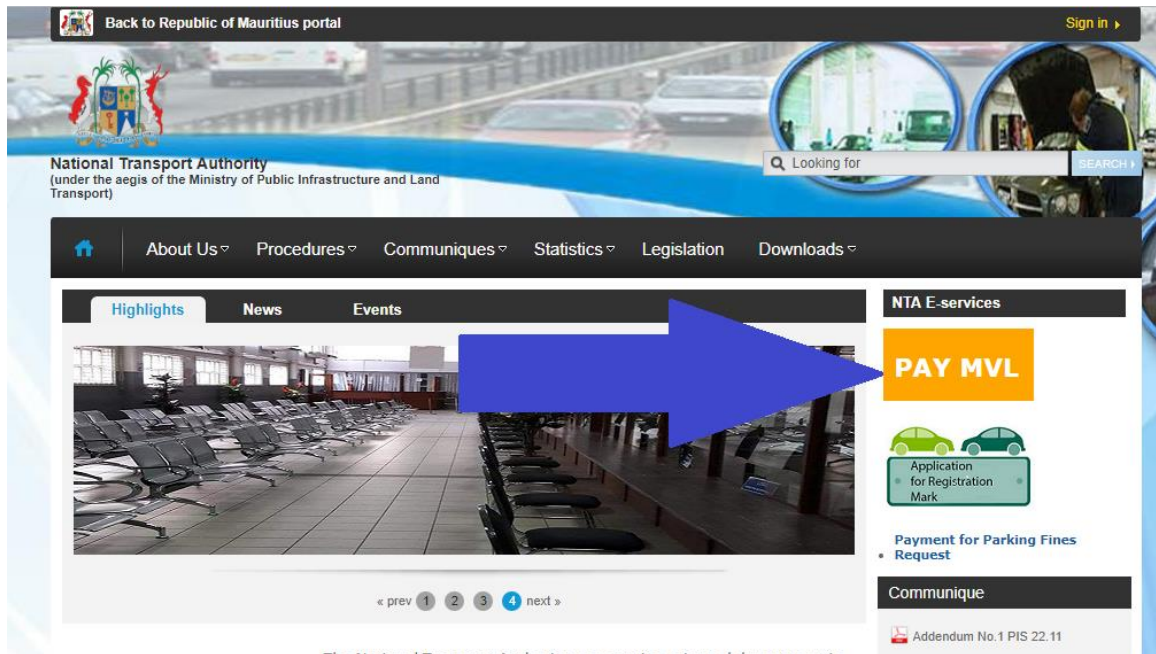
HOW TO PAY YOUR MOTOR VEHICLE LICENCE ONLINE



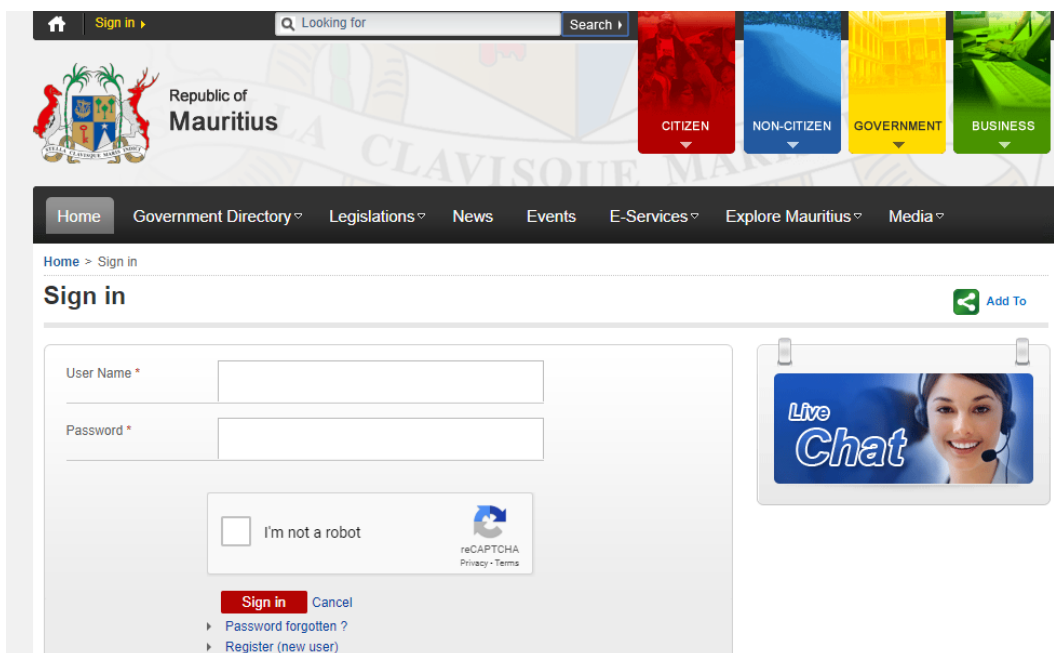
I. Login to the NTA website on <http://nta.govmu.org>



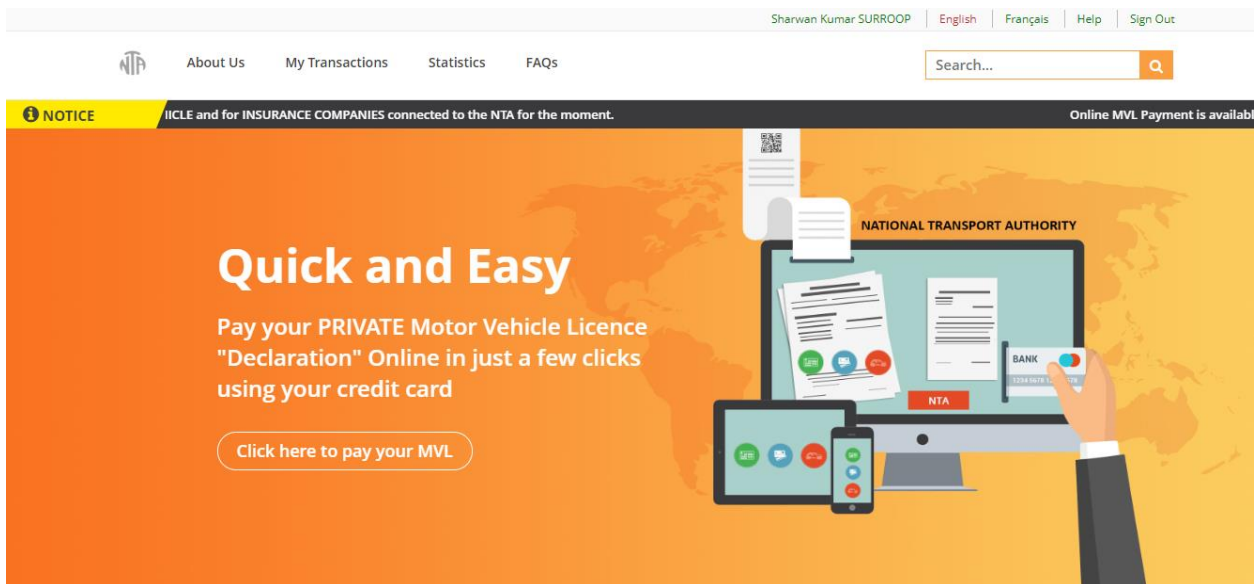
2. Click on PAY MVL button (in orange)



Note: You will be redirected to the login platform of the Government of Mauritius



3. Fill in your User Name and Password
4. Click on “I’m not a robot” and then on sign in
5. You will be redirected to the Payment of MVL platform



6. Click on “Click here to pay your MVL”

The screenshot shows the top navigation bar of the National Transport Authority website with links for 'About Us', 'My Transactions', 'Statistics', and 'FAQs'. Below the navigation is a banner with a yellow and orange background. The banner features the text 'Quick and Easy' in large white font, followed by 'Pay your PRIVATE Motor Vehicle Licence "Declaration" Online in just a few clicks using your credit card' in smaller white font. A large blue arrow points from the left towards a white button with a black border that says 'Click here to pay your MVL'. The banner also includes the words 'NOTICE' and 'the moment.' on the left and 'Onl' on the right.

This screenshot displays the 'Online Payment of Motor Vehicle Licence (MVL)' section. At the top, there is a search bar and navigation links. Below is a horizontal timeline with six steps: 1. Instructions, 2. Vehicle, 3. Insurance, 4. MVL Renewal, 5. Payment, and 6. Completed. Underneath the timeline, a heading reads 'For Motor Vehicle Licence online payment, you will need to have the following:'. Below this heading are four circular icons representing required items: a blue circle with a document icon for 'Registration book "Horse Power"', a green circle with a document icon for 'A valid Fitness test certificate', an orange circle with a document icon for 'A valid Insurance certificate (Sicom, Mauritius Union, Jubilee)', and a blue circle with a credit card icon for 'A valid Credit card'. A green 'Get Started' button is located at the bottom center of the section.

7. Click on Get Started button

8. Fill in the Vehicle Registration Mark and the Chassis Number and click on Search

Online Payment of Motor Vehicle Licence (MVL)


1 Instructions 2 Vehicle 3 Insurance 4 MVL Renewal 5 Payment 6 Completed

Please input the registration mark

Enter the required information below

Registration Mark

Chassis Number

I'm not a robot 

Search

9. Confirm the vehicle particulars and click on continue

Online Payment of Motor Vehicle Licence (MVL)

1 Instructions 2 Vehicle 3 Insurance 4 MVL Renewal 5 Payment 6 Completed

Registration Mark	Vehicle Class MOTOR CAR	Vehicle Class Code 007
Vehicle Make TOYOTA	Colour YELLOW	Vehicle Model VITZ
Chassis Number	Rating (in CC) 990	Load
Tare 990	MGW 990	Fuel Type PETROL
Seat Cabin 5	Previous MVL Expiry Date 30/11/2019	Fitness Centre FOREST-SIDE
Fitness Reference Number 581610	Fitness Start Date 10/08/2016	Fitness End Date 09/08/2018

I declare the above particulars of the vehicle are correct. In case the details are not accurate, please contact NTA on 202 2800.

Previous Continue

10. Fill in your insurance details and click on verify

Online Payment of Motor Vehicle Licence (MVL)

1 Instructions 2 Vehicle 3 Insurance 4 MVL Renewal 5 Payment 6 Completed

Insurance Company Name: SICOM Insurance Policy Number: 545454

Start Date: 01/12/2018 End Date: 30/11/2019

Registration Mark: Chassis Number: Vehicle Make & Model: TOYOTA VITZ

Verify

Previous

11. Choose the renewal period and click on calculate date and MVL amount

Online Payment of Motor Vehicle Licence (MVL)

1 Instructions 2 Vehicle 3 Insurance 4 MVL Renewal 5 Payment 6 Completed

Select MVL Renewable Period (Months)

3 Months 6 Months 12 Months

Renewal Period: 3

MVL Start Date: MVL End Date:

MVL Rate: Fine: Total:

Calculate Dates And MVL Amount

Previous

Vehicle Details
 Registration Mark: Vehicle Class: MOTOR CAR
 Vehicle Make: KIA Vehicle Model: CERATO
 Colour: WHITE Chassis Number:
 Rating (in CC or KW): 1800
 Load: 1000 Tare: 1000
 MGW: 2000 Fuel Type: PETROL
 Seat Cabin: 5

Fitness Details
 Centre: AUTOCHECK LTD
 Reference Number: 12584569365
 Start Date: 01/08/2014
 End Date: 31/08/2021

Insurance Details
 Company Name: SUN INSURANCE CO LTD
 Policy Number: 13456478945125
 Start Date: 01/09/2018
 End Date: 31/08/2019

12. Click on Continue to proceed

Online Payment of Motor Vehicle Licence (MVL)

1 Instructions 2 Vehicle 3 Insurance 4 MVL Renewal 5 Payment 6 Completed

Select MVL Renewable Period (Months)

3 Months
Renewal Period: 12

6 Months
MVL Start Date: 01/09/2018

12 Months
MVL End Date: 31/08/2019

MVL Rate: 8500

Fine: 0

Total: 8500

Calculate Dates And MVL Amount

Vehicle Details

Registration Mark: S75BAG14
Vehicle Class: MOTOR CAR
Vehicle Make: KIA
Vehicle Model: CERATO
Colour: WHITE
Chassis Number: KNAFZ411F5276698
Rating (in CC or KW): 1800
Load: 1000
Tare: 1000
MGW: 2000
Fuel Type: PETROL
Seat Cabin: 5

Fitness Details

Centre: AUTOCHECK LTD
Reference Number: 12584569365
Start Date: 01/08/2014
End Date: 31/08/2021

Insurance Details

Company Name: SUN INSURANCE CO LTD
Policy Number: 13456478945125
Start Date: 01/09/2018
End Date: 31/08/2019

Previous Continue

13. Enter credit card details and click on submit

Order number	Total
c28e43fc46614b53b88f9d0b58c31645	100.00 EUR

Session expired in 16:54

Credit card number:

year end card: 1 - January / 2018

My name:

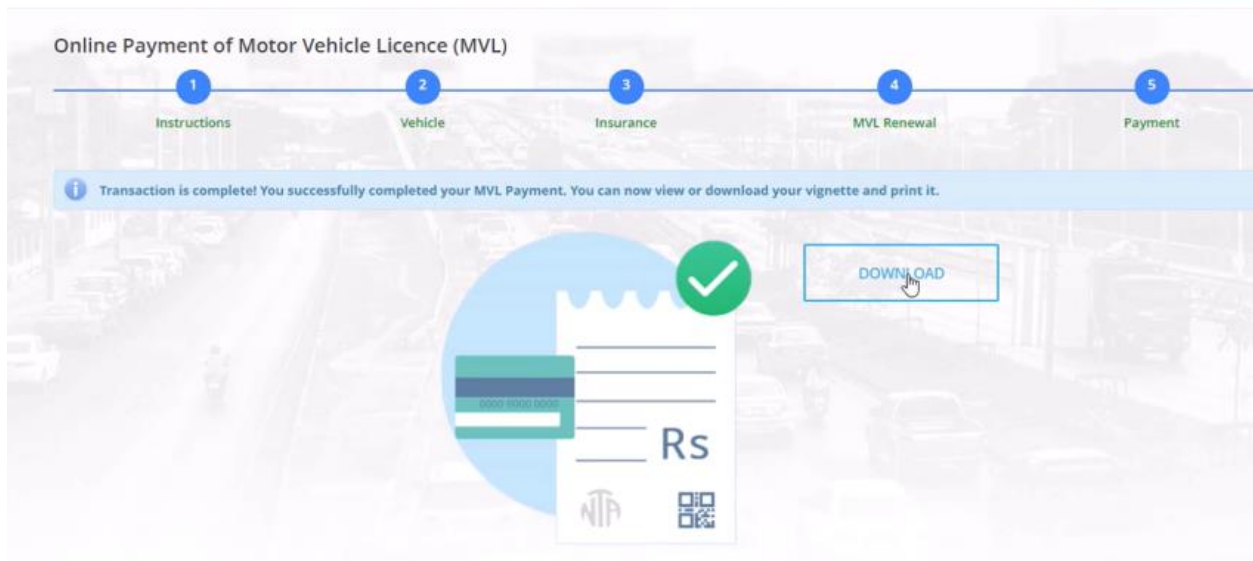
Enter the code CVC2/CVV2:
(Located on the back of the card)

Submit



If your bank supports secure performance of online payment Verified By Visa or MasterCard Secure Code, for payment may also need to enter a special password. The methods and the possibility of passwords to commit

14. Download and print your QR Code Vignette



Accts.B.F.2(R)